



2026 GUIDE TO DESIGNING YOUR DREAM EXTERIOR

diamondkotesiding.com



YOU'RE IN **THE RIGHT PLACE**

Whether you are building new or updating your existing home, every decision you make for your home matters. Diamond Kote® eases the strain of decision-making by offering products that look and perform beautifully.

Let us take that one step further and give you the tools to easily make designer-level choices. How, you may ask? By implementing the **60/30/10 Rule** on your project and understanding the **Elements of Design** that support it.

- 3 DISCOVER YOUR COLOR
- 4 BUILD YOUR PALETTE
- 5 SELECT SIDING MATERIALS
- 6 DEFINE THE DETAILS

SET THE TONE OF YOUR HOME

Color is an essential **Element of Design** that conveys mood and emotion. Choosing the right colors can enhance your home's architectural features and express your style.

When selecting colors for your home, thinking through these questions can help guide you in the right direction:

What is your home's architectural style?

What is your landscaping style?

How do color selections look at different times of the day?



WHITE




GLACIER FOG




LIGHT GRAY



PELICAN



SMOKY ASH



GRAPHITE



ONYX



BORDEAUX



MIDNIGHT



CASCADE



MOUNTAIN LAKE



OLIVE




TERRA BRONZE




EMERALD



CLAY



OYSTER SHELL




SAND




FRENCH GRAY



SEAL




COFFEE



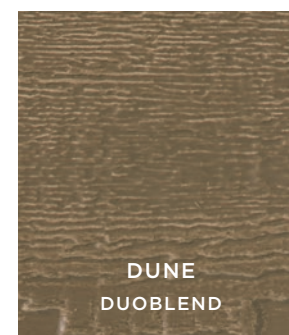
UMBER




DENALI
DUO BLEND



BEDROCK
DUO BLEND



DUNE
DUO BLEND



ELKHORN
DUO BLEND



CANYON
DUO BLEND




HONEYCOMB
DUO BLEND




CHESTNUT
DUO BLEND



COPPER OAK
WOODMARK




BRONZE WALNUT
WOODMARK




GOLDEN TEAK
WOODMARK



IRON ASH
WOODMARK



EBONY ASH
WOODMARK




CUSTOM COLOR

Solid colors only.



COLOR MADE EASY

Use these expertly designed color combinations to guide you through the color selection process or to inspire your own exterior palette.



WITH A TWIST

60% Onyx
30% Emerald
10% Glacier Fog



NATURAL NOUVEAU

60% Canyon
30% Umber
10% Oyster Shell



RAINY DAZE

60% Midnight
30% Pelican
10% Light Gray



BOLD HORIZONS

60% Golden Teak
30% Glacier Fog
10% Onyx



CREATE BALANCE WITH COLOR


The **60/30/10 Rule** is a foolproof guide that creates proportion in design, helping achieve a sense of balance and unity.

The **60/30/10 Rule** recommends that 60% of your exterior be a primary color, 30% be a secondary color, and 10% an accent color to create a cohesive and clean look.

Primary areas are the largest siding sections.

Secondary areas enhance architectural features like gables, bump-outs, dormers, an entryway, or a floor level.

Accent areas can include finer details like trim, columns, gable accessories, garage or entry doors, or soffit.



LAP SIDING




PANEL SIDING

TEXTURIZE YOUR EXTERIOR

Texture is another **Element of Design** that adds depth, dimension, and visual interest.



BOARD & BATTEN




NICKEL GAP



STRAIGHT SHAKE



STAGGERED SHAKE



VERSETTA STONE*




CHAMCLAD

Use texture as the final touch on your **60/30/10** palette. Mixing different siding materials is an easy way to add texture to your project and has become common practice and is essential in modernizing your curb appeal.

It is best practice to select no more than three to four total siding materials. You can assign a material to every section in your palette and can even add an additional material by stealing a 10% share of the primary or secondary siding sections.

- Consider using more than one Diamond Kote siding style - lap, nickel gap, panel, board & batten, or shake siding
- Add stone material to increase visual contrast
Tip: Look for colors in your stone selection that match your home's siding color
- Add ChamClad material for a sleek, authentic wood accent





AWE-INSPIRING STYLES & ACCESSORIES

Complete your Diamond Kote exterior with accessory products that stand the test of time.

VISUALIZE YOUR HOME

Try the **60/30/10 Rule** yourself by using our Home Visualizer tool!

Simply select a sample home or upload a photo of your own home to mix and match colors, styles, and materials to visualize your dream home.



SCAN OR CLICK HERE
TO TRY THE HOME
VISUALIZER TODAY!



BEFORE



AFTER