

ARCH OPENING & TRANSOM EXTERIOR TRIM QUOTE FORM



*THIS FORM IS FOR QUOTING PURPOSES ONLY

Step 1: Complete Below Fields

PROJECT INFORMATION

Job Name or PO#: _____

CONTACT INFORMATION

Business Name: _____

City: _____

Contact Name: _____

Phone Number: _____

Email Address: _____

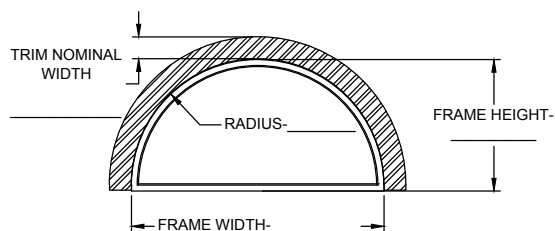
**Typical production lead time is about three weeks.*

**ALL custom trim orders are available in woodgrain only.*

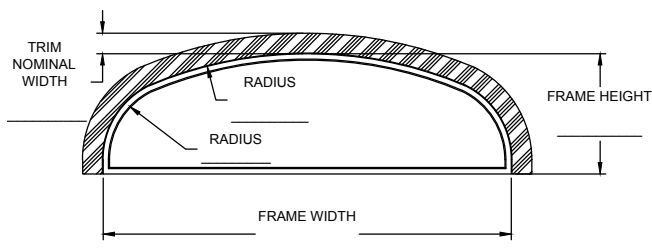
**Available in nominal 5/4" thickness.*

**For multiple arch sizes, fill out separate quote forms*

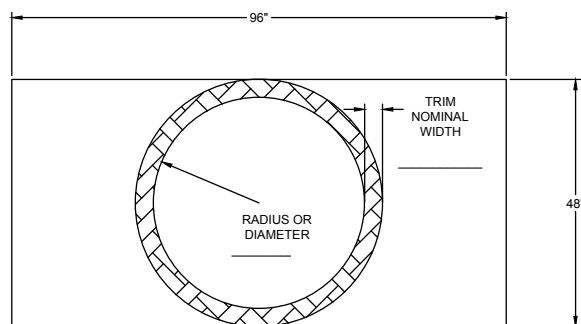
Step 2: Determine Opening or Transom Type



QTY: _____ COLOR: _____



QTY: _____ COLOR: _____



QTY: _____ COLOR: _____

Maximum height and width for a one piece arch trim can not exceed 48"(h) x 96"(w) of (O.D.), this will be applied to both circle and arch (O.D.)

If the requested arch or circle trim size exceeds 48"x96", the finished product will ship in multiple pieces to accommodate the size of the arch or circle trim needed.

Step 3: Submit Form For Quote

Email completed form to sales@wausausupply.com to request a quote.

Step 4: Ordering Process

A CAD drawing or template on cardboard, rosin paper, or house wrap MUST be submitted based on the inside opening dimensions.

Mail to the following address:

Wausau Supply

ATTN: Customer Service

7102 Commerce Drive, Schofield, WI 54476

Sign off drawing will be provided by Wausau Supply for your approval. Signed approval should accompany purchase order sent to sales@wausausupply.com.